
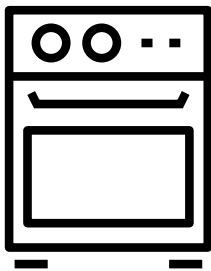


# BAKING INSTRUCTIONS



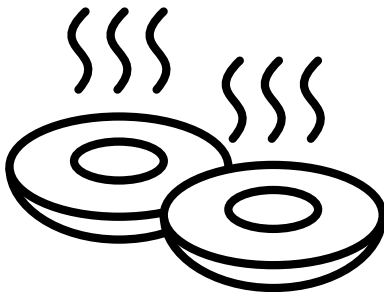
## THAW

Prior to baking, remove from freezer and cut open a corner of plastic bag containing frozen bagels. Leaving bag of bagels in the box, place box in refrigerator laying flat overnight (8-14 hours).



## BAKE

Preheat oven to 450 degrees. Remove bagels from plastic bag and place bagels on the parchment paper they came with onto a baking pan. For even baking, slightly separate bagels while keeping them on the paper. Bake on middle rack of oven for 14-18 minutes or until bagels are golden brown. The browner the color, the crisper the crust will be. Using a toaster oven? It's the same baking instructions as above, but toaster oven temperatures and baking times will vary.



## SERVE

Remove bagels from oven and cool for 5-10 minutes before slicing- they will be very hot. Top with your favorite spread and enjoy a fresh baked bagel at your kitchen table!

